



Transaction Wizard

Benefits

- Easy to use
- Configures itself to your system setup
- Close to zero implementation effort
- Easy to customize
- Cuts down data entry time
- Eliminates re-keying errors
- Correct errors quickly

Transaction Wizard allows you to upload your Oracle Projects transactions directly from an Excel spreadsheet. This program is easy to use, and is designed to assist in loading transactions that come from spreadsheets or other sources. Just about any file format can be loaded into Excel, then formatted and loaded into Oracle Projects using this product.

Enjoy the smoothest integration from your desktop to Oracle Projects.

Feature Overview

- Based on MS-Excel
- Transaction Wizard allows for:
 - Usages
 - Timesheets
 - Vendor Invoices
 - Inventory
 - WIP
 - Miscellaneous Transactions
- Forms assist with data entry validation and error correction
- Two way interface between Excel and Oracle
- Delete errors, correct and reload in minimal time

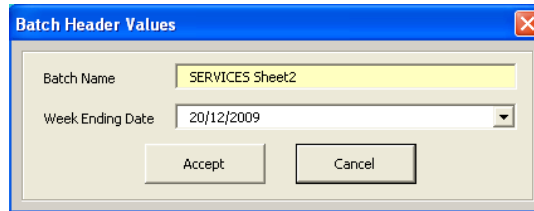
Processing Status				Transaction Settings				Required Columns - All Transaction Types			
Interface Line ID	Transaction Status	Rejection Reason	Batch Source	Expenditure Type Class	Employee	Organization	Combustion	Item Date	Project Number	Task Number	Expenditure Type
Default Values only in this Row											
12	8521	Accepted						17-Dec-2000	Fixed Price	1.1	Computers
13	8522	Accepted						11-Dec-2000	Fixed Price	1.1	Computers
14	8523	Accepted						11-Dec-2000	Fixed Price	1.1	Computers
15	8524	Accepted						17-Dec-2000	Fixed Price	1.1	Computers
16	8525	Accepted						17-Dec-2000	Fixed Price	1.1	Computers
17	8526	Accepted						17-Dec-2000	Fixed Price	1.1	Computers
18											
19	8527	Accepted						17-Dec-2000	Cost Reimbursab	1.1.1	Computers
20	8528	Accepted						18-Dec-2000	Cost Reimbursab	3.0	Clerical
21	8529	Accepted						19-Dec-2000	Cost Reimbursab	3.0	Miscellaneous
22	8530	Accepted						20-Dec-2000	Cost Reimbursab	3.0	Computers
23											
24	8531	Accepted						22-Dec-2000	Cost Reimbursab	3.0	IPV
25	8532	Accepted						23-Dec-2000	Cost Plus	1.2	ERV
26	8533	Accepted						24-Dec-2000	Cost Reimbursab	3.0	Auto
27	8534	Accepted						25-Dec-2000	Cost Reimbursab	3.0	Auto

Architecture

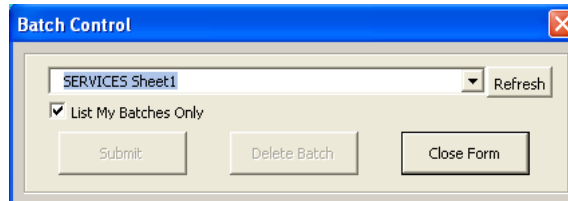
- Compatible with Microsoft Excel 2000 and later versions
- R11i to R12
- Uses Oracle Applications function security
- XML Web-based Communication
- No client install
- Install and setup in minutes

Batch Control

- User can create their own unique batch name or the Wizard will create one automatically.
- An entire batch can be uploaded into Oracle Projects.
- Batches can be deleted if required.



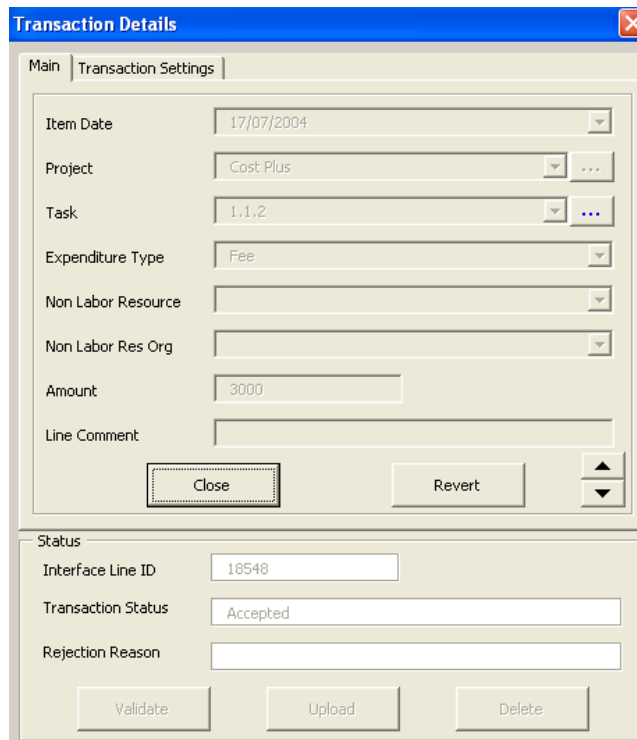
The screenshot shows the 'Batch Header Values' dialog box. It has a blue title bar with a close button. Inside, there are two input fields: 'Batch Name' with the value 'SERVICES Sheet2' and 'Week Ending Date' with the value '20/12/2009'. Below these fields are two buttons: 'Accept' and 'Cancel'.



The screenshot shows the 'Batch Control' dialog box. It has a blue title bar with a close button. Inside, there is a dropdown menu showing 'SERVICES Sheet1' and a 'Refresh' button. Below this is a checked checkbox labeled 'List My Batches Only'. At the bottom, there are three buttons: 'Submit', 'Delete Batch', and 'Close Form'.

Transaction Details Form

- The data-entry form assists by performing validation and reducing errors.
- Fields display accordingly to the Expenditure Type Class.
- Search capabilities are enabled for long lists i.e. Projects and Tasks.
- Fields are color coded to indicate mandatory (yellow) or non-enterable (grey).
- Transactions can be uploaded directly from this form (by using the 'Upload' button), or from the main worksheet using the toolbar icons.
- Transactions that are pending can be deleted from the interface table from this form.



The screenshot shows the 'Transaction Details' form. It has a blue title bar with a close button. The form is divided into two sections: 'Main' and 'Status'. The 'Main' section has a tabbed interface with 'Transaction Settings' selected. It contains several fields: 'Item Date' (17/07/2004), 'Project' (Cost Plus), 'Task' (1,1,2), 'Expenditure Type' (Fee), 'Non Labor Resource', 'Non Labor Res Org', 'Amount' (3000), and 'Line Comment'. There are 'Close' and 'Revert' buttons at the bottom of this section. The 'Status' section contains 'Interface Line ID' (18548), 'Transaction Status' (Accepted), and 'Rejection Reason'. At the bottom of the form are three buttons: 'Validate', 'Upload', and 'Delete'.

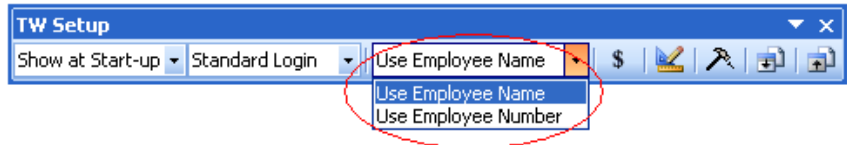
Default Fields

- Row 10 of the worksheet allows the user to set defaults for the transactions on that sheet.
- Defaults can be over-written by entering a value in the row.

Processing Status			Transaction Settings			
Interface Line ID	Transaction Status	Rejection Reason	Batch Source	Expenditure Type Class	Employee	Organization
Default Values only in this Row			PBX Charges		Marlin, Ms. Amy	Construction
11	18582	Accepted				
12	18583	Accepted				
13	18584	Accepted				
14	18585	Accepted				
15						

Employee Name or Number

- Transaction Wizard allows the user to record an employee number or name depending on requirements.
- Set the workbook to 'Employee Number' or 'Employee Name' and that option will appear in the workbook and the 'Transaction Detail' form.



Example Worksheet

Below is an example of the Transaction Wizard worksheet, showing several transactions being loaded into Oracle Projects.

The status columns enable the user to quickly see the progress of the records. You can see that eight rows have been successfully loaded and one has been rejected. The rejected row can be quickly corrected and loaded.

Processing Status			Transaction Settings				Required Columns	
Interface Line ID	Transaction Status	Rejection Reason	Batch Source	Expenditure Type Class	Employee	Organization	Item Date	Project
Default Values only in this Row			PBX Charges		Marlin, Ms. Amy	Construction		
11	18582	Accepted	PBX Charges		Marlin, Ms. Amy	Construction	21-Apr-2001	C
12	18583	Accepted	PBX Charges		Marlin, Ms. Amy	Construction	22-Apr-2001	C
13	18584	Accepted	PBX Charges		Marlin, Ms. Amy	Construction	22-Apr-2001	C
14	18585	Accepted	PBX Charges		Marlin, Ms. Amy	Construction	22-Apr-2001	C
15	18586	Accepted	PBX Charges		Marlin, Ms. Amy	Construction	21-Apr-2001	C
16	18587	Accepted	PBX Charges		Marlin, Ms. Amy	Construction	22-Apr-2001	C
17	18588	Accepted	PBX Charges		Marlin, Ms. Amy	Construction	22-Apr-2001	C
18	18589	Accepted	PBX Charges		Marlin, Ms. Amy	Construction	22-Apr-2001	C
19	Rejected	Invalid Batch Source	PBX		Marlin, Ms. Amy	Construction	22-Apr-2001	C
20								
21								

Visit us at <http://www.more4apps.com> to download the trial version.
 Contact us at <http://www.more4apps.com/contactus/> for more information.